

**SUMMARY OF APPROVED BUDGET, UTILIZATIONS, DISBURSEMENTS AND BALANCES BY OBJECT OF EXPENDITURES**

**(For Off-Budgetary Funds)**

**As at the Quarter Ending March 31, 2026**

**Department** : State Universities and Colleges (SUCs)  
**Agency/Entity** : Southern Leyte State University  
**Operating Unit** : < not applicable >  
**Organization Code (UACS)** : 08 081 000000  
**Fund Cluster** : 05 - Internally Generated Funds  
 (e.g. UACS Fund Cluster: 05-Internally Generated Funds and 06-Business Related Funds)

Particulars	UACS CODE	Approved Budget			Utilizations					Disbursements					Balances		
		Approved Budgeted Revenue	Adjustments (Reductions, Modifications/ Augmentations)	Adjusted Budgeted Revenue	1st Quarter Ending March 31	2nd Quarter Ending June 30	3rd Quarter Ending September 30	4th Quarter Ending December 31	Total	1st Quarter Ending March 31	2nd Quarter Ending June 30	3rd Quarter Ending September 30	4th Quarter Ending December 31	Total	Unutilized Budget	Unpaid Obligations (10-15)=(17+18)	
																Due and Demandable	Not Yet Due and Demandable
1	2	3	4	5=[3+(-)4]	6	7	8	9	10=(6+7+8+9)	11	12	13	14	15=(11+12+13+14)	16=(5-10)	17	18
<b>SUMMARY</b>																	
<b>A. AGENCY SPECIFIC BUDGET</b>																	
<b>PS</b>		<b>9,658,086.10</b>	<b>(169,799.00)</b>	<b>9,488,287.10</b>	<b>1,971,641.39</b>	<b>0.00</b>	<b>0.00</b>	<b>0.00</b>	<b>1,971,641.39</b>	<b>1,971,641.39</b>	<b>0.00</b>	<b>0.00</b>	<b>0.00</b>	<b>1,971,641.39</b>	<b>7,516,645.71</b>	<b>0.00</b>	<b>0.00</b>
Other Compensation	501020000	9,658,086.10	(169,799.00)	9,488,287.10	1,971,641.39	0.00	0.00	0.00	1,971,641.39	1,971,641.39	0.00	0.00	0.00	1,971,641.39	7,516,645.71	0.00	0.00
Honoraria	501021000	9,658,086.10	(169,799.00)	9,488,287.10	1,971,641.39	0.00	0.00	0.00	1,971,641.39	1,971,641.39	0.00	0.00	0.00	1,971,641.39	7,516,645.71	0.00	0.00
Honoraria - Civilian	501021001	9,658,086.10	(169,799.00)	9,488,287.10	1,971,641.39	0.00	0.00	0.00	1,971,641.39	1,971,641.39	0.00	0.00	0.00	1,971,641.39	7,516,645.71	0.00	0.00
<b>MOOE</b>		<b>133,515,568.27</b>	<b>4,338,698.40</b>	<b>137,854,266.67</b>	<b>18,613,727.63</b>	<b>0.00</b>	<b>0.00</b>	<b>0.00</b>	<b>18,613,727.63</b>	<b>14,200,906.67</b>	<b>0.00</b>	<b>0.00</b>	<b>0.00</b>	<b>14,200,906.67</b>	<b>119,240,539.04</b>	<b>0.00</b>	<b>4,412,820.96</b>
Traveling Expenses	502010000	11,506,459.19	(471,047.41)	11,035,411.78	1,224,261.55	0.00	0.00	0.00	1,224,261.55	1,202,451.55	0.00	0.00	0.00	1,202,451.55	9,811,150.23	0.00	21,810.00
Traveling Expenses - Local	502010100	8,448,859.19	(120,247.41)	8,328,611.78	817,866.29	0.00	0.00	0.00	817,866.29	796,056.29	0.00	0.00	0.00	796,056.29	7,510,745.49	0.00	21,810.00
Traveling Expenses - Foreign	502010200	3,057,600.00	(350,800.00)	2,706,800.00	406,395.26	0.00	0.00	0.00	406,395.26	406,395.26	0.00	0.00	0.00	406,395.26	2,300,404.74	0.00	0.00
Training and Scholarship Expenses	502020000	9,141,690.33	(57,344.60)	9,084,345.73	755,704.23	0.00	0.00	0.00	755,704.23	675,692.23	0.00	0.00	0.00	675,692.23	8,328,641.50	0.00	80,012.00
Training Expenses	502020100	6,651,315.33	(57,344.60)	6,593,970.73	373,854.23	0.00	0.00	0.00	373,854.23	293,842.23	0.00	0.00	0.00	293,842.23	6,220,116.50	0.00	80,012.00
Scholarship Grants/Expenses	502020200	2,490,375.00	0.00	2,490,375.00	381,850.00	0.00	0.00	0.00	381,850.00	381,850.00	0.00	0.00	0.00	381,850.00	2,108,525.00	0.00	0.00
Supplies and Materials Expenses	502030000	41,012,175.14	847,749.00	41,859,924.14	4,733,652.52	0.00	0.00	0.00	4,733,652.52	1,402,405.03	0.00	0.00	0.00	1,402,405.03	37,126,271.62	0.00	3,331,247.49
Office Supplies Expenses	502030100	4,665,387.87	0.00	4,665,387.87	246,253.83	0.00	0.00	0.00	246,253.83	236,953.83	0.00	0.00	0.00	236,953.83	4,419,134.04	0.00	9,300.00
ICT Office Supplies	502030101	1,195,383.32	0.00	1,195,383.32	0.00	0.00	0.00	0.00	0.00	0.00	0.00	0.00	0.00	0.00	1,195,383.32	0.00	0.00
Office Supplies Expenses	502030102	3,470,004.55	0.00	3,470,004.55	246,253.83	0.00	0.00	0.00	246,253.83	236,953.83	0.00	0.00	0.00	236,953.83	3,223,750.72	0.00	9,300.00
Accountable Forms Expenses	502030200	18,000.00	0.00	18,000.00	18,000.00	0.00	0.00	0.00	18,000.00	18,000.00	0.00	0.00	0.00	18,000.00	0.00	0.00	0.00
Animal/Zoological Supplies Expenses	502030400	394,700.00	0.00	394,700.00	0.00	0.00	0.00	0.00	0.00	0.00	0.00	0.00	0.00	0.00	394,700.00	0.00	0.00
Food Supplies Expenses	502030500	868,940.00	139,960.00	1,008,900.00	3,591.40	0.00	0.00	0.00	3,591.40	3,591.40	0.00	0.00	0.00	3,591.40	1,005,308.60	0.00	0.00
Drugs and Medicines Expenses	502030700	642,273.00	0.00	642,273.00	164,504.60	0.00	0.00	0.00	164,504.60	164,504.60	0.00	0.00	0.00	164,504.60	477,768.40	0.00	0.00
Medical, Dental and Laboratory Supplies Expenses	502030800	726,230.31	36,550.00	762,780.31	100,097.50	0.00	0.00	0.00	100,097.50	96,997.50	0.00	0.00	0.00	96,997.50	662,682.81	0.00	3,100.00
Fuel, Oil and Lubricants Expenses	502030900	2,404,216.19	(19,500.00)	2,384,716.19	2,149,489.33	0.00	0.00	0.00	2,149,489.33	59,612.84	0.00	0.00	0.00	59,612.84	235,226.86	0.00	2,089,876.49
Agricultural and Marine Supplies Expenses	502031000	143,875.00	127,300.00	271,175.00	0.00	0.00	0.00	0.00	0.00	0.00	0.00	0.00	0.00	0.00	271,175.00	0.00	0.00
Textbooks and Instructional Materials Expenses	502031100	380,338.00	0.00	380,338.00	63,600.00	0.00	0.00	0.00	63,600.00	0.00	0.00	0.00	0.00	0.00	316,738.00	0.00	63,600.00
Semi-Expendable Machinery and Equipment Expenses	502032100	11,895,962.43	226,599.00	12,122,561.43	605,569.00	0.00	0.00	0.00	605,569.00	206,130.00	0.00	0.00	0.00	206,130.00	11,516,992.43	0.00	399,439.00
Office Equipment	502032102	1,415,965.76	111,000.00	1,526,965.76	169,755.00	0.00	0.00	0.00	169,755.00	133,655.00	0.00	0.00	0.00	133,655.00	1,357,210.76	0.00	36,100.00
Information and Communications Technology Equipment	502032103	7,748,284.67	79,999.00	7,828,283.67	143,944.00	0.00	0.00	0.00	143,944.00	15,125.00	0.00	0.00	0.00	15,125.00	7,684,339.67	0.00	128,819.00
Communications Equipment	502032107	63,794.88	0.00	63,794.88	0.00	0.00	0.00	0.00	0.00	0.00	0.00	0.00	0.00	0.00	63,794.88	0.00	0.00
Medical Equipment	5020321010	67,500.00	0.00	67,500.00	13,490.00	0.00	0.00	0.00	13,490.00	0.00	0.00	0.00	0.00	0.00	54,010.00	0.00	13,490.00
Sports Equipment	5020321012	376,000.00	0.00	376,000.00	0.00	0.00	0.00	0.00	0.00	0.00	0.00	0.00	0.00	0.00	376,000.00	0.00	0.00
Technical and Scientific Equipment	5020321013	833,200.00	25,100.00	858,300.00	0.00	0.00	0.00	0.00	0.00	0.00	0.00	0.00	0.00	0.00	858,300.00	0.00	0.00
Other Machinery and Equipment	5020321099	1,391,217.12	10,500.00	1,401,717.12	278,380.00	0.00	0.00	0.00	278,380.00	57,350.00	0.00	0.00	0.00	57,350.00	1,123,337.12	0.00	221,030.00
Semi-Expendable Furniture, Fixtures and Books Expenses	502032200	4,954,165.74	52,700.00	5,006,865.74	345,674.00	0.00	0.00	0.00	345,674.00	96,559.00	0.00	0.00	0.00	96,559.00	4,661,191.74	0.00	249,115.00
Furniture and Fixtures	5020322001	3,899,651.09	52,700.00	3,952,351.09	309,174.00	0.00	0.00	0.00	309,174.00	96,559.00	0.00	0.00	0.00	96,559.00	3,643,177.09	0.00	212,615.00
Books	5020322002	1,054,514.65	0.00	1,054,514.65	36,500.00	0.00	0.00	0.00	36,500.00	0.00	0.00	0.00	0.00	0.00	1,018,014.65	0.00	36,500.00
Other Supplies and Materials Expenses	502039900	13,918,086.60	284,140.00	14,202,226.60	1,036,872.86	0.00	0.00	0.00	1,036,872.86	520,055.86	0.00	0.00	0.00	520,055.86	13,165,353.74	0.00	516,817.00
Utility Expenses	502040000	9,971,709.78	500,000.00	10,471,709.78	1,439,743.94	0.00	0.00	0.00	1,439,743.94	1,439,743.94	0.00	0.00	0.00	1,439,743.94	9,031,965.84	0.00	0.00
Water Expenses	502040100	43,260.90	0.00	43,260.90	815.25	0.00	0.00	0.00	815.25	815.25	0.00	0.00	0.00	815.25	42,445.65	0.00	0.00
Electricity Expenses	502040200	9,928,448.88	500,000.00	10,428,448.88	1,438,928.69	0.00	0.00	0.00	1,438,928.69	1,438,928.69	0.00	0.00	0.00	1,438,928.69	8,989,520.19	0.00	0.00
Communication Expenses	502050000	3,968,357.61	82,000.00	4,050,357.61	1,013,912.37	0.00	0.00	0.00	1,013,912.37	567,952.92	0.00	0.00	0.00	567,952.92	3,036,445.24	0.00	445,959.45
Postage and Courier Services	502050100	178,919.23	0.00	178,919.23	8,660.00	0.00	0.00	0.00	8,660.00	7,883.00	0.00	0.00	0.00	7,883.00	170,259.23	0.00	777.00
Telephone Expenses	502050200	417,658.07	3,000.00	420,658.07	140,376.88	0.00	0.00	0.00	140,376.88	29,322.43	0.00	0.00	0.00	29,322.43	280,281.19	0.00	111,054.45
Mobile	5020502001	417,658.07	3,000.00	420,658.07	140,376.88	0.00	0.00	0.00	140,376.88	29,322.43	0.00	0.00	0.00	29,322.43	280,281.19	0.00	111,054.45
Internet Subscription Expenses	5020503000	3,371,780.31	79,000.00	3,450,780.31	864,875.49	0.00	0.00	0.00	864,875.49	530,747.49	0.00	0.00	0.00	530,747.49	2,565,904.82	0.00	334,128.00
Awards/Rewards and Prizes	502060000	1,184,996.40	8,844.60	1,193,841.00	92,094.00	0.00	0.00	0.00	92,094.00	91,381.74	0.00	0.00	0.00	91,381.74	1,101,747.00	0.00	712.26
Rewards and Incentives	5020601002	408,000.00	0.00	408,000.00	75,000.00	0.00	0.00	0.00	75,000.00	75,000.00	0.00	0.00	0.00	75,000.00	333,000.00	0.00	0.00


Department : State Universities and Colleges (SUCs)  
 Agency/Entity : Southern Leyte State University  
 Operating Unit : < not applicable >  
 Organization Code (UACS) : 08 081 000000  
 Fund Cluster : 05 - Internally Generated Funds  
 (e.g. UACS Fund Cluster: 05-Internally Generated Funds and 06-Business Related Funds)

Particulars	UACS CODE	Approved Budget			Utilizations					Disbursements					Balances		
		Approved Budgeted Revenue	Adjustments (Reductions, Modifications/ Augmentations)	Adjusted Budgeted Revenue	1st Quarter Ending March 31	2nd Quarter Ending June 30	3rd Quarter Ending September 30	4th Quarter Ending December 31	Total	1st Quarter Ending March 31	2nd Quarter Ending June 30	3rd Quarter Ending September 30	4th Quarter Ending December 31	Total	Unutilized Budget	Unpaid Obligations (10-15)=(17+18)	
																Due and Demandable	Not Yet Due and Demandable
1	2	3	4	5=(3+(-)4)	6	7	8	9	10=(6+7+8+9)	11	12	13	14	15=(11+12+13+14)	16=(5-10)	17	18
<b>SUMMARY</b>																	
<b>A. AGENCY SPECIFIC BUDGET</b>																	
Prizes	5020602000	36,500.00	8,844.60	45,344.60	0.00	0.00	0.00	0.00	0.00	0.00	0.00	0.00	0.00	0.00	45,344.60	0.00	0.00
Survey, Research, Exploration and Development Expenses	5020700000	300,000.00	0.00	300,000.00	400.00	0.00	0.00	0.00	400.00	400.00	0.00	0.00	0.00	400.00	299,600.00	0.00	0.00
Research, Exploration and Development Expenses	5020702000	300,000.00	0.00	300,000.00	400.00	0.00	0.00	0.00	400.00	400.00	0.00	0.00	0.00	400.00	299,600.00	0.00	0.00
Professional Services	5021100000	10,629,158.59	809,843.25	11,439,001.84	2,105,700.56	0.00	0.00	0.00	2,105,700.56	2,095,450.56	0.00	0.00	0.00	2,095,450.56	9,333,301.28	0.00	10,250.00
Other Professional Services	5021199000	10,629,158.59	809,843.25	11,439,001.84	2,105,700.56	0.00	0.00	0.00	2,105,700.56	2,095,450.56	0.00	0.00	0.00	2,095,450.56	9,333,301.28	0.00	10,250.00
General Services	5021200000	8,867,096.90	209,300.00	9,076,396.90	2,326,369.89	0.00	0.00	0.00	2,326,369.89	2,321,369.89	0.00	0.00	0.00	2,321,369.89	6,750,027.01	0.00	5,000.00
Security Services	5021203000	1,324,161.00	209,300.00	1,533,461.00	549,363.70	0.00	0.00	0.00	549,363.70	544,363.70	0.00	0.00	0.00	544,363.70	984,097.30	0.00	5,000.00
Other General Services	5021299000	7,542,935.90	0.00	7,542,935.90	1,777,006.19	0.00	0.00	0.00	1,777,006.19	1,777,006.19	0.00	0.00	0.00	1,777,006.19	5,765,929.71	0.00	0.00
Repairs and Maintenance	5021300000	9,533,778.18	1,343,133.06	10,876,911.24	206,699.75	0.00	0.00	0.00	206,699.75	197,401.00	0.00	0.00	0.00	197,401.00	10,670,211.49	0.00	9,298.75
Repairs and Maintenance - Buildings and Other Structures	5021304000	6,755,157.80	1,346,133.06	8,101,290.86	125,701.75	0.00	0.00	0.00	125,701.75	123,418.00	0.00	0.00	0.00	123,418.00	7,975,589.11	0.00	2,283.75
Buildings	5021304001	643,470.00	0.00	643,470.00	0.00	0.00	0.00	0.00	0.00	0.00	0.00	0.00	0.00	0.00	643,470.00	0.00	0.00
School Buildings	5021304002	5,886,872.80	1,220,133.06	7,107,005.86	125,701.75	0.00	0.00	0.00	125,701.75	123,418.00	0.00	0.00	0.00	123,418.00	6,981,304.11	0.00	2,283.75
Hotels and Dormitories	5021304006	174,815.00	0.00	174,815.00	0.00	0.00	0.00	0.00	0.00	0.00	0.00	0.00	0.00	0.00	174,815.00	0.00	0.00
Other Structures	5021304099	50,000.00	126,000.00	176,000.00	0.00	0.00	0.00	0.00	0.00	0.00	0.00	0.00	0.00	0.00	176,000.00	0.00	0.00
Repairs and Maintenance - Machinery and Equipment	5021305000	1,528,530.38	0.00	1,528,530.38	80,998.00	0.00	0.00	0.00	80,998.00	73,983.00	0.00	0.00	0.00	73,983.00	1,447,532.38	0.00	7,015.00
Office Equipment	5021305002	264,741.59	0.00	264,741.59	0.00	0.00	0.00	0.00	0.00	0.00	0.00	0.00	0.00	0.00	264,741.59	0.00	0.00
Information and Communication Technology Equipment	5021305003	527,490.63	0.00	527,490.63	74,918.00	0.00	0.00	0.00	74,918.00	72,903.00	0.00	0.00	0.00	72,903.00	452,572.63	0.00	2,015.00
Agricultural and Forestry Equipment	5021305004	25,000.00	0.00	25,000.00	0.00	0.00	0.00	0.00	0.00	0.00	0.00	0.00	0.00	0.00	25,000.00	0.00	0.00
Medical Equipment	5021305011	80,000.00	0.00	80,000.00	1,080.00	0.00	0.00	0.00	1,080.00	1,080.00	0.00	0.00	0.00	1,080.00	78,920.00	0.00	0.00
Technical and Scientific Equipment	5021305014	91,308.22	0.00	91,308.22	0.00	0.00	0.00	0.00	0.00	0.00	0.00	0.00	0.00	0.00	91,308.22	0.00	0.00
Other Machinery and Equipment	5021305099	539,989.94	0.00	539,989.94	5,000.00	0.00	0.00	0.00	5,000.00	0.00	0.00	0.00	0.00	0.00	534,989.94	0.00	5,000.00
Repairs and Maintenance - Transportation Equipment	5021306000	1,008,800.00	(3,000.00)	1,005,800.00	0.00	0.00	0.00	0.00	0.00	0.00	0.00	0.00	0.00	0.00	1,005,800.00	0.00	0.00
Motor Vehicles	5021306001	1,008,800.00	(3,000.00)	1,005,800.00	0.00	0.00	0.00	0.00	0.00	0.00	0.00	0.00	0.00	0.00	1,005,800.00	0.00	0.00
Repairs and Maintenance - Furniture and Fixtures	5021307000	229,290.00	0.00	229,290.00	0.00	0.00	0.00	0.00	0.00	0.00	0.00	0.00	0.00	0.00	229,290.00	0.00	0.00
Repairs and Maintenance - Semi-Expendable Furniture, Fixtures and Books	5021322000	12,000.00	0.00	12,000.00	0.00	0.00	0.00	0.00	0.00	0.00	0.00	0.00	0.00	0.00	12,000.00	0.00	0.00
Furniture and Fixtures	5021322001	12,000.00	0.00	12,000.00	0.00	0.00	0.00	0.00	0.00	0.00	0.00	0.00	0.00	0.00	12,000.00	0.00	0.00
Taxes, Insurance Premiums and Other Fees	5021500000	1,092,094.01	0.00	1,092,094.01	363,177.56	0.00	0.00	0.00	363,177.56	363,177.56	0.00	0.00	0.00	363,177.56	728,916.45	0.00	0.00
Taxes, Duties and Licenses	5021501001	31,000.00	0.00	31,000.00	0.00	0.00	0.00	0.00	0.00	0.00	0.00	0.00	0.00	0.00	31,000.00	0.00	0.00
Fidelity Bond Premiums	5021502000	136,125.00	0.00	136,125.00	3,000.00	0.00	0.00	0.00	3,000.00	3,000.00	0.00	0.00	0.00	3,000.00	133,125.00	0.00	0.00
Insurance Expenses	5021503000	924,969.01	0.00	924,969.01	360,177.56	0.00	0.00	0.00	360,177.56	360,177.56	0.00	0.00	0.00	360,177.56	564,791.45	0.00	0.00
Labor and Wages	5021600000	955,000.00	170,000.00	1,125,000.00	31,956.00	0.00	0.00	0.00	31,956.00	31,956.00	0.00	0.00	0.00	31,956.00	1,093,044.00	0.00	0.00
Other Maintenance and Operating Expenses	5029900000	25,353,052.14	896,220.50	26,249,272.64	4,320,055.26	0.00	0.00	0.00	4,320,055.26	3,811,524.25	0.00	0.00	0.00	3,811,524.25	21,929,217.38	0.00	508,531.01
Printing and Publication Expenses	5029902000	956,465.21	32,250.00	988,715.21	0.00	0.00	0.00	0.00	0.00	0.00	0.00	0.00	0.00	0.00	988,715.21	0.00	0.00
Representation Expenses	5029903000	5,072,311.00	456,300.00	5,528,611.00	1,204,378.90	0.00	0.00	0.00	1,204,378.90	940,948.90	0.00	0.00	0.00	940,948.90	4,324,232.10	0.00	263,430.00
Transportation and Delivery Expenses	5029904000	204,915.00	50,000.00	254,915.00	86,831.70	0.00	0.00	0.00	86,831.70	80,284.25	0.00	0.00	0.00	80,284.25	168,083.30	0.00	6,547.45
Rent/Lease Expenses	5029905000	1,045,997.05	8,000.00	1,053,997.05	195,500.00	0.00	0.00	0.00	195,500.00	195,500.00	0.00	0.00	0.00	195,500.00	858,497.05	0.00	0.00
Rents - Building and Structures	5029905001	295,997.05	0.00	295,997.05	15,000.00	0.00	0.00	0.00	15,000.00	15,000.00	0.00	0.00	0.00	15,000.00	280,997.05	0.00	0.00
Rents - Motor Vehicles	5029905003	75,000.00	0.00	75,000.00	172,500.00	0.00	0.00	0.00	172,500.00	0.00	0.00	0.00	0.00	0.00	(97,500.00)	0.00	172,500.00
Rents - Equipment	5029905004	675,000.00	8,000.00	683,000.00	8,000.00	0.00	0.00	0.00	8,000.00	180,500.00	0.00	0.00	0.00	180,500.00	675,000.00	0.00	(172,500.00)
Membership Dues and Contributions to Organizations	5029906000	1,169,444.48	187,799.00	1,357,243.48	365,229.41	0.00	0.00	0.00	365,229.41	365,229.41	0.00	0.00	0.00	365,229.41	992,014.07	0.00	0.00
Subscription Expenses	5029907000	11,867,977.60	(62,378.50)	11,825,599.10	1,896,356.05	0.00	0.00	0.00	1,896,356.05	1,724,170.34	0.00	0.00	0.00	1,724,170.34	9,929,243.05	0.00	172,185.71
ICT Software Subscription	5029907001	2,924,133.86	321,464.75	3,245,598.61	6,338.46	0.00	0.00	0.00	6,338.46	6,338.46	0.00	0.00	0.00	6,338.46	3,239,260.15	0.00	0.00
Cloud Computing Service	5029907003	1,556,184.54	0.00	1,556,184.54	172,185.71	0.00	0.00	0.00	172,185.71	0.00	0.00	0.00	0.00	0.00	1,383,998.83	0.00	172,185.71
Library and Other Reading Materials Subscription Expenses	5029907004	2,285,228.00	0.00	2,285,228.00	277,225.71	0.00	0.00	0.00	277,225.71	277,225.71	0.00	0.00	0.00	277,225.71	2,008,002.29	0.00	0.00
Other Subscription Expenses	5029907099	5,122,431.20	(383,843.25)	4,738,587.95	1,440,606.17	0.00	0.00	0.00	1,440,606.17	1,440,606.17	0.00	0.00	0.00	1,440,606.17	3,297,981.78	0.00	0.00
Bank Transaction Fee	5029922000	11,784.00	0.00	11,784.00	0.00	0.00	0.00	0.00	0.00	0.00	0.00	0.00	0.00	0.00	11,784.00	0.00	0.00
Other Maintenance and Operating Expenses	5029999000	5,004,157.80	224,250.00	5,228,407.80	571,759.20	0.00	0.00	0.00	571,759.20	505,391.35	0.00	0.00	0.00	505,391.35	4,656,648.60	0.00	66,367.85
<b>CO</b>		<b>14,341,682.87</b>	<b>5,809,155.00</b>	<b>20,150,737.87</b>	<b>286,020.00</b>	<b>0.00</b>	<b>0.00</b>	<b>0.00</b>	<b>286,020.00</b>	<b>49,770.00</b>	<b>0.00</b>	<b>0.00</b>	<b>0.00</b>	<b>49,770.00</b>	<b>18,864,717.87</b>	<b>0.00</b>	<b>236,250.00</b>
Property, Plant and Equipment Outlay	5060400000	14,241,582.87	5,809,155.00	20,050,737.87	286,020.00	0.00	0.00	0.00	286,020.00	49,770.00	0						


Department : State Universities and Colleges (SUCs)  
 Agency/Entity : Southern Leyte State University  
 Operating Unit : < not applicable >  
 Organization Code (UACS) : 08 081 0000000  
 Fund Cluster : 05 - Internally Generated Funds  
 (e.g. UACS Fund Cluster: 05-Internally Generated Funds and 06-Business Related Funds)

Particulars	UACS CODE	Approved Budget			Utilizations					Disbursements					Balances		
		Approved Budgeted Revenue	Adjustments (Reductions, Modifications/ Augmentations)	Adjusted Budgeted Revenue	1st Quarter Ending March 31	2nd Quarter Ending June 30	3rd Quarter Ending September 30	4th Quarter Ending December 31	Total	1st Quarter Ending March 31	2nd Quarter Ending June 30	3rd Quarter Ending September 30	4th Quarter Ending December 31	Total	Unutilized Budget	Unpaid Obligations (10-15)=(17+18)	
																Due and Demandable	Not Yet Due and Demandable
1	2	3	4	5=(3+(-)4)	6	7	8	9	10=(6+7+8+9)	11	12	13	14	15=(11+12+13+14)	16=(5-10)	17	18
<b>SUMMARY</b>																	
<b>A. AGENCY SPECIFIC BUDGET</b>																	
Other Land Improvements	5060402099	500,000.00	0.00	500,000.00	0.00	0.00	0.00	0.00	0.00	0.00	0.00	0.00	0.00	0.00	500,000.00	0.00	0.00
Buildings and Other Structures	5060404000	2,005,613.75	2,500,000.00	4,505,613.75	0.00	0.00	0.00	0.00	0.00	0.00	0.00	0.00	0.00	0.00	4,505,613.75	0.00	0.00
Buildings	5060404001	0.00	2,500,000.00	2,500,000.00	0.00	0.00	0.00	0.00	0.00	0.00	0.00	0.00	0.00	0.00	2,500,000.00	0.00	0.00
School Buildings	5060404002	2,005,613.75	0.00	2,005,613.75	0.00	0.00	0.00	0.00	0.00	0.00	0.00	0.00	0.00	0.00	2,005,613.75	0.00	0.00
Machinery and Equipment Outlay	5060405000	10,406,169.12	90,000.00	10,496,169.12	286,020.00	0.00	0.00	0.00	286,020.00	49,770.00	0.00	0.00	0.00	49,770.00	10,210,149.12	0.00	236,250.00
Machinery	5060405001	350,000.00	0.00	350,000.00	0.00	0.00	0.00	0.00	0.00	0.00	0.00	0.00	0.00	0.00	350,000.00	0.00	0.00
Office Equipment	5060405002	1,011,600.00	0.00	1,011,600.00	0.00	0.00	0.00	0.00	0.00	0.00	0.00	0.00	0.00	0.00	1,011,600.00	0.00	0.00
Information and Communication Technology Equipment	5060405003	6,606,484.24	90,000.00	6,696,484.24	177,720.00	0.00	0.00	0.00	177,720.00	49,770.00	0.00	0.00	0.00	49,770.00	6,518,764.24	0.00	127,950.00
Medical Equipment	5060405011	60,000.00	0.00	60,000.00	0.00	0.00	0.00	0.00	0.00	0.00	0.00	0.00	0.00	0.00	60,000.00	0.00	0.00
Technical and Scientific Equipment	5060405014	945,800.00	0.00	945,800.00	0.00	0.00	0.00	0.00	0.00	0.00	0.00	0.00	0.00	0.00	945,800.00	0.00	0.00
ICT Software	5060405015	160,000.00	0.00	160,000.00	0.00	0.00	0.00	0.00	0.00	0.00	0.00	0.00	0.00	0.00	160,000.00	0.00	0.00
Other Machinery and Equipment	5060405099	1,272,284.88	0.00	1,272,284.88	108,300.00	0.00	0.00	0.00	108,300.00	0.00	0.00	0.00	0.00	0.00	1,163,984.88	0.00	108,300.00
Transportation Equipment Outlay	5060406000	480,000.00	3,219,155.00	3,699,155.00	0.00	0.00	0.00	0.00	0.00	0.00	0.00	0.00	0.00	0.00	3,699,155.00	0.00	0.00
Motor Vehicles	5060406001	480,000.00	3,219,155.00	3,699,155.00	0.00	0.00	0.00	0.00	0.00	0.00	0.00	0.00	0.00	0.00	3,699,155.00	0.00	0.00
Furniture, Fixtures and Books Outlay	5060407000	297,800.00	0.00	297,800.00	0.00	0.00	0.00	0.00	0.00	0.00	0.00	0.00	0.00	0.00	297,800.00	0.00	0.00
Furniture and Fixtures	5060407001	297,800.00	0.00	297,800.00	0.00	0.00	0.00	0.00	0.00	0.00	0.00	0.00	0.00	0.00	297,800.00	0.00	0.00
Biological Assets Outlay	5060500000	100,000.00	0.00	100,000.00	0.00	0.00	0.00	0.00	0.00	0.00	0.00	0.00	0.00	0.00	100,000.00	0.00	0.00
Bearer Biological Assets Outlay	5060501000	100,000.00	0.00	100,000.00	0.00	0.00	0.00	0.00	0.00	0.00	0.00	0.00	0.00	0.00	100,000.00	0.00	0.00
Breeding Stocks	5060501001	100,000.00	0.00	100,000.00	0.00	0.00	0.00	0.00	0.00	0.00	0.00	0.00	0.00	0.00	100,000.00	0.00	0.00
<b>GRAND TOTAL</b>		<b>157,515,237.24</b>	<b>9,978,054.40</b>	<b>167,493,291.64</b>	<b>20,871,389.02</b>	<b>0.00</b>	<b>0.00</b>	<b>0.00</b>	<b>20,871,389.02</b>	<b>16,222,318.06</b>	<b>0.00</b>	<b>0.00</b>	<b>0.00</b>	<b>16,222,318.06</b>	<b>146,621,902.62</b>	<b>0.00</b>	<b>4,649,070.96</b>


Certified Correct:

  
 ROBIN ARNEL F. SUMAYA, CPA  
 BUDGET OFFICER III  
 Date: April 21, 2026

Certified Correct:

  
 GERALDINE A. PALER, CPA  
 SAO - FINANCE  
 Date: April 21, 2026

Recommending Approval By:

  
 CHRISTINE ALMA MAE M. DAGUPLO, CPA  
 VP - ADMINISTRATION AND FINANCE  
 Date: April 21, 2026

Approved By:

  
 JUDE A. DIARTE, DPA  
 University President  
 Date: April 21, 2026