

STATEMENT OF APPROVED BUDGET, UTILIZATIONS, DISBURSEMENTS AND BALANCES
(For Off-Budgetary Funds)
As at the Quarter Ending December 31, 2024


Department : State Universities and Colleges (SUCs)
Agency/Entity : Southern Leyte State University
Operating Unit : < not applicable >
Organization Code (UACS) : 08 081 0000000
Fund Cluster : 05 - Internally Generated Funds
(e.g. UACS Fund Cluster: 05-Internally Generated Funds and 06-Business Related Funds)


Particulars	UACS CODE	Approved Budget			Utilizations					Disbursements					Balances		
		Approved Budgeted Revenue	Adjustments (Reductions, Modifications/ Augmentations)	Adjusted Budgeted Revenue	1st Quarter Ending March 31	2nd Quarter Ending June 30	3rd Quarter Ending September 30	4th Quarter Ending December 31	Total	1st Quarter Ending March 31	2nd Quarter Ending June 30	3rd Quarter Ending September 30	4th Quarter Ending December 31	Total	Unutilized Budget	Unpaid Obligations (10-15)=(17+18)	
																Due and Demandable	Not Yet Due and Demandable
1	2	3	4	5=[(3+(-4))]	6	7	8	9	10=(6+7+8+9)	11	12	13	14	15=(11+12+13+14)	16=(5-10)	17	18
General Administration and Support	1000000000000000	32,543,033.38	1,137,500.00	33,680,533.38	2,849,742.66	5,679,352.74	5,416,447.29	12,879,298.11	26,824,840.80	2,673,120.57	4,139,504.38	5,892,110.16	10,049,306.64	22,754,041.75	6,855,692.58	0.00	4,070,799.05
General Management and Supervision	100000100001000	32,543,033.38	1,137,500.00	33,680,533.38	2,849,742.66	5,679,352.74	5,416,447.29	12,879,298.11	26,824,840.80	2,673,120.57	4,139,504.38	5,892,110.16	10,049,306.64	22,754,041.75	6,855,692.58	0.00	4,070,799.05
PS		1,528,944.42	0.00	1,528,944.42	0.00	44,343.90	43,500.00	1,371,857.97	1,459,701.87	0.00	44,343.90	43,500.00	1,371,857.97	1,459,701.87	69,242.55	0.00	0.00
MOOE		23,359,228.00	(951,949.36)	22,407,278.64	1,497,535.72	3,012,804.66	4,790,113.96	8,632,081.75	17,932,536.09	1,320,913.63	3,012,804.66	4,964,236.05	7,322,519.60	16,620,473.94	4,474,742.55	0.00	1,312,062.15
CO		7,654,860.96	2,089,449.36	9,744,310.32	1,352,206.94	2,622,204.18	582,833.33	2,875,358.39	7,432,602.84	1,352,206.94	1,082,355.82	884,374.11	1,354,929.07	4,673,865.94	2,311,707.48	0.00	2,758,736.90
Sub-Total, General Administration and Support		32,543,033.38	1,137,500.00	33,680,533.38	2,849,742.66	5,679,352.74	5,416,447.29	12,879,298.11	26,824,840.80	2,673,120.57	4,139,504.38	5,892,110.16	10,049,306.64	22,754,041.75	6,855,692.58	0.00	4,070,799.05
PS		1,528,944.42	0.00	1,528,944.42	0.00	44,343.90	43,500.00	1,371,857.97	1,459,701.87	0.00	44,343.90	43,500.00	1,371,857.97	1,459,701.87	69,242.55	0.00	0.00
MOOE		23,359,228.00	(951,949.36)	22,407,278.64	1,497,535.72	3,012,804.66	4,790,113.96	8,632,081.75	17,932,536.09	1,320,913.63	3,012,804.66	4,964,236.05	7,322,519.60	16,620,473.94	4,474,742.55	0.00	1,312,062.15
FinEx (if Applicable)		0.00	0.00	0.00	0.00	0.00	0.00	0.00	0.00	0.00	0.00	0.00	0.00	0.00	0.00	0.00	0.00
CO		7,654,860.96	2,089,449.36	9,744,310.32	1,352,206.94	2,622,204.18	582,833.33	2,875,358.39	7,432,602.84	1,352,206.94	1,082,355.82	884,374.11	1,354,929.07	4,673,865.94	2,311,707.48	0.00	2,758,736.90
Support to Operations	2000000000000000	39,856,553.90	7,698,355.93	47,554,909.83	4,246,511.72	6,011,318.66	7,741,254.42	20,084,510.02	38,083,594.82	3,536,905.31	5,899,138.66	7,726,580.11	13,949,675.50	31,112,299.58	9,471,315.01	0.00	6,971,295.24
Auxiliary Services	200000100001000	39,856,553.90	7,698,355.93	47,554,909.83	4,246,511.72	6,011,318.66	7,741,254.42	20,084,510.02	38,083,594.82	3,536,905.31	5,899,138.66	7,726,580.11	13,949,675.50	31,112,299.58	9,471,315.01	0.00	6,971,295.24
PS		2,911,304.31	(411,504.17)	2,499,800.14	400,932.88	211,335.40	321,571.59	1,158,699.78	2,092,539.65	393,191.88	211,335.40	329,312.59	1,158,699.78	2,092,539.65	407,260.49	0.00	0.00
MOOE		31,898,126.29	5,689,411.02	37,587,537.31	3,282,552.26	5,731,783.26	6,404,429.83	14,858,311.60	30,277,076.95	3,143,713.43	5,678,593.26	6,323,024.52	12,093,405.57	27,238,736.78	7,310,460.36	0.00	3,038,340.17
CO		5,047,123.30	2,420,449.08	7,467,572.38	563,026.58	68,200.00	1,015,253.00	4,067,498.64	5,713,978.22	0.00	9,210.00	1,074,243.00	697,570.15	1,781,023.15	1,753,594.16	0.00	3,932,955.07
Sub-Total, Support to Operations		39,856,553.90	7,698,355.93	47,554,909.83	4,246,511.72	6,011,318.66	7,741,254.42	20,084,510.02	38,083,594.82	3,536,905.31	5,899,138.66	7,726,580.11	13,949,675.50	31,112,299.58	9,471,315.01	0.00	6,971,295.24
PS		2,911,304.31	(411,504.17)	2,499,800.14	400,932.88	211,335.40	321,571.59	1,158,699.78	2,092,539.65	393,191.88	211,335.40	329,312.59	1,158,699.78	2,092,539.65	407,260.49	0.00	0.00
MOOE		31,898,126.29	5,689,411.02	37,587,537.31	3,282,552.26	5,731,783.26	6,404,429.83	14,858,311.60	30,277,076.95	3,143,713.43	5,678,593.26	6,323,024.52	12,093,405.57	27,238,736.78	7,310,460.36	0.00	3,038,340.17
FinEx (if Applicable)		0.00	0.00	0.00	0.00	0.00	0.00	0.00	0.00	0.00	0.00	0.00	0.00	0.00	0.00	0.00	0.00
CO		5,047,123.30	2,420,449.08	7,467,572.38	563,026.58	68,200.00	1,015,253.00	4,067,498.64	5,713,978.22	0.00	9,210.00	1,074,243.00	697,570.15	1,781,023.15	1,753,594.16	0.00	3,932,955.07
Operations	3000000000000000	66,823,133.46	15,262,933.21	82,086,066.67	6,789,199.82	14,200,323.60	17,916,725.00	29,273,750.67	68,179,999.09	6,707,351.50	12,449,730.60	18,228,581.07	19,226,870.23	56,612,533.40	13,906,067.58	203,175.24	11,364,290.45
OO : Relevant and quality tertiary education ensured to achieve inclusive growth and access of poor but deserving students to quality tertiary education increased	3100000000000000	53,069,615.40	14,362,434.88	67,432,050.28	6,024,874.91	10,197,380.68	17,605,726.97	22,681,169.66	56,509,152.22	5,943,026.59	9,931,288.68	16,453,257.04	14,440,451.60	46,768,023.91	10,922,898.06	203,175.24	9,537,953.07
HIGHER EDUCATION PROGRAM	3101000000000000	53,069,615.40	14,362,434.88	67,432,050.28	6,024,874.91	10,197,380.68	17,605,726.97	22,681,169.66	56,509,152.22	5,943,026.59	9,931,288.68	16,453,257.04	14,440,451.60	46,768,023.91	10,922,898.06	203,175.24	9,537,953.07
Provision of Higher Education Services	310100100002000	53,069,615.40	14,362,434.88	67,432,050.28	6,024,874.91	10,197,380.68	17,605,726.97	22,681,169.66	56,509,152.22	5,943,026.59	9,931,288.68	16,453,257.04	14,440,451.60	46,768,023.91	10,922,898.06	203,175.24	9,537,953.07
PS		5,184,305.11	5,730,772.68	10,915,077.79	401,624.54	1,920,843.86	5,928,502.85	2,664,106.54	10,915,077.79	401,624.54	1,920,843.86	5,928,502.85	2,460,931.30	10,711,902.55	0.00	203,175.24	0.00
MOOE		42,234,091.94	4,950,464.31	47,184,556.25	5,519,270.37	7,123,559.82	9,820,631.25	14,531,160.24	36,994,621.68	5,480,840.09	7,071,425.82	9,443,780.28	11,467,230.30	33,463,276.49	10,189,934.57	0.00	3,531,345.19
CO		5,651,218.35	3,681,197.89	9,332,416.24	103,980.00	1,152,977.00	1,856,592.87	5,485,902.88	8,599,452.75	60,561.96	939,019.00	1,080,973.91	512,290.00	2,592,844.87	732,963.49	0.00	6,006,607.88
OO : Higher education research improved to promote economic productivity and innovation	3200000000000000	7,814,919.24	203,998.33	8,018,917.57	580,041.22	2,262,236.02	460,860.84	2,328,134.74	5,631,272.82	580,041.22	1,574,442.02	1,147,254.84	1,391,901.96	4,693,640.04	2,387,644.75	0.00	937,632.78
ADVANCED EDUCATION PROGRAM	3201000000000000	1,893,321.41	0.00	1,893,321.41	183,087.00	268,000.00	135,679.50	273,851.75	860,618.25	183,087.00	268,000.00	135,679.50	203,851.75	790,618.25	1,032,703.16	0.00	70,000.00
Provision of Advanced Education Services	320100100001000	1,893,321.41	0.00	1,893,321.41	183,087.00	268,000.00	135,679.50	273,851.75	860,618.25	183,087.00	268,000.00	135,679.50	203,851.75	790,618.25	1,032,703.16	0.00	70,000.00
PS		1,332,327.00	0.00	1,332,327.00	171,300.00	268,000.00	132,585.50	51,500.00	623,385.50	171,300.00	268,000.00	132,585.50	51,500.00	623,385.50	708,941.50	0.00	0.00
MOOE		500,994.41	0.00	500,994.41	11,787.00	0.00	3,094.00	165,351.75	180,232.75	11,787.00	0.00	3,094.00	95,351.75	110,232.75	320,761.66	0.00	70,000.00
CO		60,000.00	0.00	60,000.00	0.00	0.00	0.00	57,000.00	57,000.00	0.00	0.00	0.00	57,000.00	57,000.00	3,000.00	0.00	0.00
RESEARCH PROGRAM	3202000000000000	5,921,597.83	203,998.33	6,125,596.16	396,954.22	1,994,236.02	325,181.34	2,054,282.99	4,770,654.57	396,954.22	1,306,442.02	1,011,575.34	1,188,050.21	3,903,021.79	1,354,941.59	0.00	867,632.78
Conduct of Research Services	320200100001000	5,921,597.83	203,998.33	6,125,596.16	396,954.22	1,994,236.02	325,181.34	2,054,282.99	4,770,654.57	396,954.22	1,306,442.02	1,011,575.34	1,188,050.21	3,903,021.79	1,354,941.59	0.00	867,632.78
PS		450,166.00	0.00	450,166.00	0.00	310,166.00	135,000.00	(10,000.00)	435,166.00	0.00	310,166.00	135,000.00	(10,000.00)	435,166.00	15,000.00	0.00	0.00
MOOE		3,071,387.83	129,873.33	3,201,261.16	396,954.22	996,276.02	452,023.87	1,133,488.99	2,978,743.10	396,954.22	996,276.02	450,623.87	955,050.21	2,798,904.32	222,518.06	0.00	179,838.78
CO		2,400,044.00	74,125.00	2,474,169.00	0.00	687,794.00	(261,842.53)	930,794.00	1,356,745.47	0.00	0.00	425,951.47	243,000.00	668,951.47	1,117,423.53	0.00	687,794.00
OO : Community engagement increased	3300000000000000	5,938,598.82	696,500.00	6,635,098.82	184,283.69	1,740,706.90	(149,862.81)	4,264,446.27	6,039,574.05	184,283.69	943,999.90	628,069.19	3,394,516.67	5,150,869.45	595,524.77	0.00	888,704.60
TECHNICAL ADVISORY EXTENSION PROGRAM	3301000000000000	5,938,598.82	696,500.00	6,635,098.82	184,283.69	1,740,706.90	(149,862.81)	4,264,446.27	6,039,574.05	184,283.69	943,999.90	628,069.19	3,394,516.67	5,150,869.45	595,524.77	0.00	888,704.60
Provision of Extension Services	330100100001000	5,938,598.82	696,500.00	6,635,098.82	184,283.69	1,740,706.90	(149,862.81)	4,264,446.27	6,039,574.05	184,283.69	943,999.90	628,069.19	3,394,516.67	5,150,869.45	595,524.77	0.00	888,704.60
PS		818,253.00	91,000.00	909,253.00	0.00	458,253.00	165,000.00	15,000.00	638,253.00	0.00	458,253.00	165,000.00	15,000.00	638,253.00	271,000.00	0.00	0.


STATEMENT OF APPROVED BUDGET, UTILIZATIONS, DISBURSEMENTS AND BALANCES
(For Off-Budgetary Funds)
As at the Quarter Ending December 31, 2024


Department : State Universities and Colleges (SUCs)
Agency/Entity : Southern Leyte State University
Operating Unit : < not applicable >
Organization Code (UACS) : 08 081 0000000
Fund Cluster : 05 - Internally Generated Funds
(e.g. UACS Fund Cluster: 05-Internally Generated Funds and 06-Business Related Funds)

Particulars	UACS CODE	Approved Budget			Utilizations					Disbursements					Balances		
		Approved Budgeted Revenue	Adjustments (Reductions, Modifications/ Augmentations)	Adjusted Budgeted Revenue	1st Quarter Ending March 31	2nd Quarter Ending June 30	3rd Quarter Ending September 30	4th Quarter Ending December 31	Total	1st Quarter Ending March 31	2nd Quarter Ending June 30	3rd Quarter Ending September 30	4th Quarter Ending December 31	Total	Unutilized Budget	Unpaid Obligations (10-15)=(17+18)	
																Due and Demandable	Not Yet Due and Demandable
1	2	3	4	5=[(3+(-)4)]	6	7	8	9	10=(6+7+8+9)	11	12	13	14	15=(11+12+13+14)	16=(5-10)	17	18
FinEx (If Applicable)		0.00	0.00	0.00	0.00	0.00	0.00	0.00	0.00	0.00	0.00	0.00	0.00	0.00	0.00	0.00	0.00
CO		9,197,969.35	3,980,322.89	13,178,292.24	103,980.00	2,637,478.00	798,043.34	7,463,403.88	11,002,905.22	60,561.96	939,019.00	1,506,925.38	1,005,290.00	3,511,796.34	2,175,387.02	0.00	7,491,108.88
GRAND TOTAL			24,098,789.14	163,321,509.88	13,885,454.20	25,890,995.00	31,074,426.71	62,237,558.80	133,088,434.71	12,917,377.38	22,488,373.64	31,847,271.34	43,225,852.37	110,478,874.73	30,233,075.17	203,175.24	22,406,384.74
PS		12,225,299.84	5,410,268.51	17,635,568.35	973,857.42	3,212,942.16	6,726,159.94	5,251,164.29	16,164,123.81	966,116.42	3,212,942.16	6,733,900.94	5,047,989.05	15,960,948.57	1,471,444.54	203,175.24	0.00
MOOE		105,097,467.29	10,198,299.30	115,295,766.59	10,892,383.26	17,350,170.66	21,952,137.10	42,580,133.60	92,774,824.62	10,538,492.06	17,244,846.66	21,647,827.91	35,120,074.10	84,551,240.73	22,520,941.97	0.00	8,223,583.89
FinEx (If Applicable)		0.00	0.00	0.00	0.00	0.00	0.00	0.00	0.00	0.00	0.00	0.00	0.00	0.00	0.00	0.00	0.00
CO		21,899,953.61	8,490,221.33	30,390,174.94	2,019,213.52	5,327,882.18	2,396,129.67	14,406,260.91	24,149,486.28	1,412,768.90	2,030,584.82	3,465,542.49	3,057,789.22	9,966,685.43	6,240,688.66	0.00	14,182,800.85

Certified Correct:

NORAISAH D. MALAMBOT
Budget Officer II
Date: January 31, 2025 01:01 AM

Certified Correct:

GERALDINE A. PALER
SAO- Finance
Date: January 31, 2025 01:01 AM

Recommending Approval By:

CHRISTINE ALMA MAE M. DAGUPLO
CAO- Finance
Date: January 31, 2025 01:02 AM

Approved By:

JUDE A. DUARTE, DPA
SUC President
Date: January 31, 2025 01:04 AM