

FY 2024 PHYSICAL PLAN

Department : State Universities and Colleges (SUCs)

Agency/Entity : Southern Leyte State University

Operating Unit : < not applicable >

Organization Code (UACS) : 08 081 0000000

Particulars	UACS CODE	Current Year Accomplishments			Physical Target (Budget Year)					Variance	Remarks
		Actual Jan.1 - Sept.30	Estimate Oct.1 - Dec.30	Total 5=3+4	Total 6=7+8+9+10	1st Quarter 7	2nd Quarter 8	3rd Quarter 9	4th Quarter 10		
HIGHER EDUCATION PROGRAM	3101000000000000	3	4	5=3+4	6=7+8+9+10	7	8	9	10	11	12
Outcome Indicator(s)											
1. Percentage of first-time licensure exam takers that pass the licensure exams		80.00%		80.00%	60.00%	60.00%	60.00%	60.00%	60.00%		
2. Percentage of graduates (2 years prior) that are employed		37.27%	17.73%	55.00%	55.00%	15%	15%	15%	10%		
Output Indicator(s)											
1. Percentage of undergraduate students enrolled in CHED-identified and RDC-identified priority programs		72.05%	10.18%	82.23%	87.94%			87.94%			
2. Percentage of undergraduate programs with accreditation		100%		100.00%	97.00%	97%	97%	97%	97%		
ADVANCED EDUCATION PROGRAM	3201000000000000										
Outcome Indicator(s)											
1. Percentage of graduate school faculty engaged in research work applied in any of the following:											
a. pursuing advanced research degree											


Department : State Universities and Colleges (SUCs)
Agency/Entity : Southern Leyte State University
Operating Unit : < not applicable >
Organization Code (UACS) : 08 081 0000000


Particulars	UACS CODE	Current Year Accomplishments				Physical Target (Budget Year)					Variance	Remarks
		Actual Jan.1 - Sept.30	Estimate Oct.1 - Dec.30	Total 5=3+4	Total 6=7+8+9+10	1st Quarter 7	2nd Quarter 8	3rd Quarter 9	4th Quarter 10			
1. Number of research outputs completed within the year	1	31	15	46	48	12	12	12	12	12	11	12
2. Percentage of research outputs published in internationally-refereed or CHED recognized journal within the year		17.59%	7.41%	25.00%	25.00%	5%	7%	7%	6%			
TECHNICAL ADVISORY EXTENSION PROGRAM	3301000000000000											
Outcome Indicator(s)												
1. Number of active partnerships with LGUs, industries, NGOs, NGAs, SMEs, and other stakeholders as a result of extension activities		31	14	45	46	10	11	12	13			
Output Indicator(s)												
1. Number of trainees weighted by the length of training		5726	3024	8,750	9,000	2250	2250	2250	2250	2250		
2. Number of extension programs organized and supported consistent with the SUC's mandated and priority programs		103		103	80	20	20	20	20	20		
3. Percentage of beneficiaries who rate the training course/s as satisfactory or higher in terms of quality and relevance		99.91%		99.91%	98.50%	98.50%	98.50%	98.50%	98.50%			


This report was generated using the Unified Reporting System on January 12, 2024 9:34 AM; BED Level: 03 - GAA Level: Status : SUBMITTED

Certified Correct:

ALDWIN M. VENCES, PHD
Director, University Planning and Development
Date: January 12, 2024 09:20 AM

Certified Correct:

LYLWIN THERESA G. ALCOVER
Budget Officer
Date: January 12, 2024 09:20 AM

Recommending Approval By:

ROSFIVY G. YEPES, EDD
VPAA & STO Supervisor
Date: January 12, 2024 09:24 AM

Approved By:

JUDE A. DUARTE, DPA
University President
Date: January 12, 2024 09:28 AM